



MU-1 SLD M FT

SPECIFICATIONS

Nominal Voltage (V) 12V

Nominal Capacity

20 hour rate (1.75A to 10.50V)	35Ah
10 hour rate (3.325A to 10.50V)	33.25Ah
5 hour rate (5.95A to 10.20V)	29.75Ah
1C (35A to 9.60V)	18.67Ah
3C (105A to 9.60V)	12.25Ah

Weight Approx. 23.1Lbs. (10.5kg)

Internal Resistance (at 1KHz) Approx. 10 mΩ

Maximum Discharge Current for 5 seconds : 525A

Operating Temperature Range

Charge	-15°C (5°F) to 40°C (104°F)
Discharge	-15°C (5°F) to 50°C (122°F)
Storage	-15°C (5°F) to 40°C (104°F)

Charge Retention (shelf life) at 20°C (68°F)

1 month	92%
3 months	90%
6 months	80%

Charging Methods at 25°C (77°F)

Cycle Use : Charging Voltage 14.4 to 15.0V
Coefficient -5.0mv / °C / cell
Maximum Charging Current : 10.5A

Standby Use : Float Charging Voltage 13.50 to 13.80V
Coefficient -3.0mv / °C / cell

Case Material : ABS UL94 HB

Terminal : F6

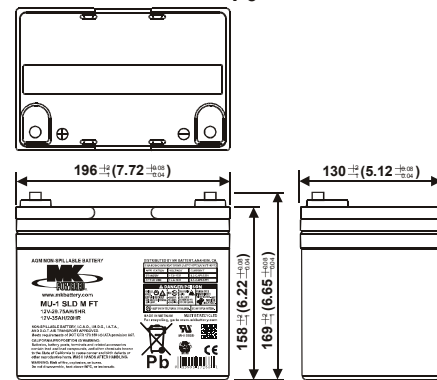
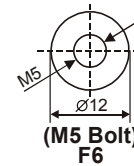
Terminal Hardware Torque Value :

Recommended	5 N-m (51kgf-cm)
Maximum Allowable	6 N-m (61kgf-cm)

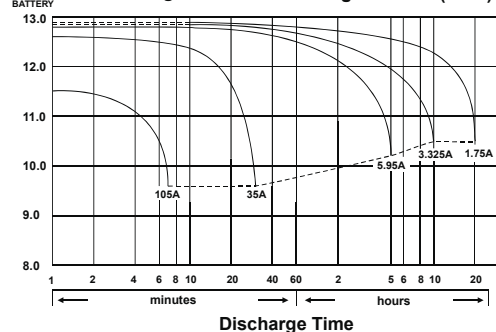
Maintenance-Free Rechargeable Sealed Lead-Acid Battery



DIMENSIONS



(V) FOR 12V BATTERY Discharge Time VS. Discharge Current (25°C)



MK Battery

1631 South Sinclair Street • Anaheim, California 92806

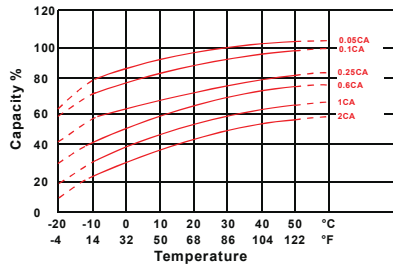
Toll Free: 800-372-9253 • Fax: 714-937-0818 • E-mail: sales@mkbattery.com



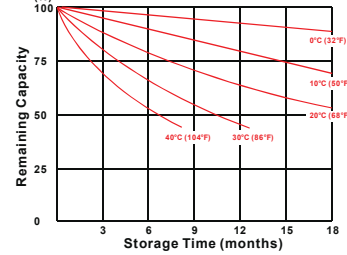


MU-1 SLD M FT

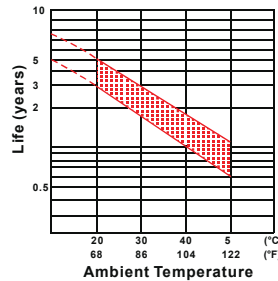
Effect of Temperature on Capacity 25°C (77°F)



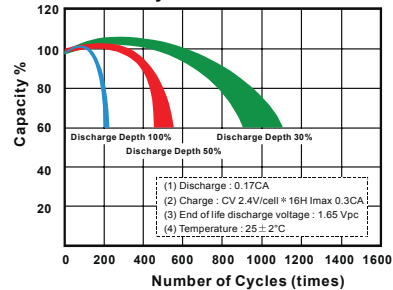
Capacity Retention Characteristic



Trickle (or float) Service Life



Cycle Service Life



- PERFORMANCE DATA

Discharge Rates in Watts to Various End Voltages at 25°C (77°F)

Time	End Voltage	1.85V	1.80V	1.75V	1.70V	1.67V	1.65V	1.60V
5	min	123	165	197	217	224	231	240
10	min	86.9	114	134	147	151	156	162
15	min	70.3	91.1	106	116	119	123	127
30	min	38.2	49.5	57.8	63.0	64.7	66.6	69.0
60	min	36.2	38.5	39.9	40.9	41.2	41.6	42.0
120	min	22.6	23.8	24.6	25.1	25.2	25.5	25.7
180	min	15.3	16.3	16.9	17.3	17.5	17.6	17.8
240	min	12.3	13.1	13.6	13.9	14.1	14.2	14.3
300	min	10.5	11.2	11.6	11.9	12.0	12.1	12.2
600	min	6.22	6.61	6.86	7.02	7.08	7.15	7.21
1200	min	3.26	3.47	3.60	3.68	3.72	3.75	3.78

- Discharge Rates in Amperes to Various End Voltages at 25°C (77°F)

Time	End Voltage	1.85V	1.80V	1.75V	1.70V	1.67V	1.65V	1.60V
5	min	88.7	109	123	132	135	139	143
10	min	61.5	71.4	77.5	81.8	83.7	86.2	89.3
15	min	51.2	58.6	63.4	66.1	66.9	67.8	69.2
30	min	29.6	33.5	35.1	36.4	36.8	37.3	37.9
60	min	17.7	19.0	19.9	20.6	20.8	21.1	21.4
120	min	10.6	11.4	11.9	12.3	12.4	12.6	12.8
180	min	7.86	8.37	8.73	8.99	9.06	9.14	9.27
240	min	5.91	6.35	6.73	6.92	6.97	7.04	7.15
300	min	5.38	5.66	5.82	5.95	6.00	6.06	6.14
600	min	3.11	3.23	3.33	3.42	3.45	3.48	3.52
1200	min	1.60	1.69	1.75	1.79	1.80	1.82	1.84

All data on the spec. sheet is an average value:

The tolerance range : $X < 6\text{min} (+15\% \sim -15\%)$, $6\text{min} \leq X < 10\text{min} (+12\% \sim -12\%)$, $10\text{min} \leq X < 60\text{min} (+8\% \sim -8\%)$, $X \geq 60\text{min} (+5\% \sim -5\%)$

MK Battery

1631 South Sinclair Street • Anaheim, California 92806

Toll Free: 800-372-9253 • Fax: 714-937-0818 • E-mail: sales@mkbattery.com

